

Tell all the characteristics you notice
about this photo:
How could this photo be improved?



How is this different from the first image? How is it the same?



Why you like or dislike this image?



What is similar? What is different?
Are they both good pictures?



Digital Photography


Part II: Picture Composition

Getting the ‘Best’ Photos

- Photos that are pleasing to the eye typically demonstrate good composition (planning).
- Composition defined – *‘The careful selection & placement of subject matter within a frame’*
- Good composition is a subjective idea.
- Guidelines are only that . . . Some rules are best broken through the artistic eye and instinct.

You win
some, you
lose some:





Here Are Some Basic Guidelines

Visualize Your Picture:

- Who is your audience?
- What do you want your picture to say?
- Portrait? Action Shot? Landscape? Still Life?
- How will the picture be used?
- Whom are you creating your picture for?



Importance Of Framing

- You perceive the world around you in 3 dimensions (3D) – your camera is only capable of seeing 1.
- Moving between these perceptions can create odd events in your composition



Framing:

- Close one eye
- Shift perspective or position to eliminate any distractions from your frame.




Telling a Story

- View your frame as a story – plan out your composition as such.




Focal Point:

- Add some kind of Focal point – or main subject to your composition



Framing Hits & Tricks

- Look for items within the frame that *take away from* your overall composition.
- Fill the frame to create a **bold** image.
- Plan your composition & wait for your subject – leaving room in the frame
Remember: good composition is subjective!



The Zoom & Your Feet

Zoom:

- Controls perspective
- Changes the relationship between background & foreground.
- Zoom is best used for effect rather than as a substitute for walking.



Zoom Language


Wide Angle:

- Puts more of your subject in the frame



Telephoto:

- Gets you closer to your subject



Composition Predicting Assignment:

Part I

1. Use the internet to find 2 pictures that you feel demonstrate *poor* composition. In full sentences, explain why you feel that each demonstrates *poor* composition.
2. Use the internet to find 2 pictures that you feel demonstrate *good* composition. In full sentences, explain why you feel that each demonstrates *good* composition.

Composition Predicting Assignment Con't

3. Picture composition can be a very subjective thing. Beauty is in the eye of the beholder. List 6 'things' that you think make for good picture composition. Be sure that you are specific in your answer.

NOTE: Copy & paste pictures into a Prezi – placing your answers underneath. Include a video of you expressing your thoughts on what makes for good composition. E-mail to teacher