


Name _____

Adventure Story




In an adventure story the main character or characters must overcome great obstacles. There is an important task to be completed or a goal to be reached. The story is filled with fast-moving action. There may be an exciting journey to interesting places.

1. What kind of adventure is it going to be? Is there a hidden treasure? Is there a secret to reveal? Will the main character discover a new and mysterious land?
2. Who are the **characters** going to be? Most adventure stories contain a hero and/or heroine, someone who tries to stop the main character, and other less important characters.
 - a. What are the characters' names?
 - b. What do they look like?
 - c. What kind of personality does each character have?
3. What is the **setting** going to be?
 - a. What is the main location?
 - b. When does the story take place?
 - c. How will the settings change as the story progresses?
4. What **point of view** will you use—first person or third person?
5. Think about the story **events**. As you plan, think about how the characters will react.
 - a. What is the purpose of the story? Is the main character searching for hidden treasure? Trying to solve a secret? Discovering an unexplored land?
 - b. If there is hidden treasure or a secret, what clues will you provide?
 - c. What events or problems will occur in the story? Try to have at least three.
 - d. What will the climax be? Remember that it should be the most exciting event.
 - e. How will you end the story?
6. Using a planning form, create a story outline.
 - a. The **beginning** should establish the basis for the adventure and introduce the main character.
 - b. The **middle** should describe the story events, with the most important clue coming at the story climax.
 - c. Plan how the story will **end**.

Name _____

My Story Plan

Characters



Character: _____

Description: _____

Character: _____


Description: _____

Character: _____

Description: _____

Name _____

Name the Setting



Location: _____

Time: _____

List words and phrases describing the setting.

Name _____

Story Outline



(working title)

I. Character(s)

A. _____

B. _____

C. _____

II. Setting

A. Location _____

B. Time _____

III. Plot Problems

A. _____


B. _____

C. _____

IV. Conclusion

Name _____

Beginning the Story



Who, Where, and When

Write a paragraph to introduce your story. This is where you want to catch the reader's interest, so think of an exciting, funny, or mysterious way to start the story. Include a description of the main character or characters. Describe where and when the story takes place. Use more paper if you need to.

Handwriting lines for writing the paragraph.


Name _____

plot Action 1

Tell **WHO** did **WHAT**, **WHEN**, and **WHY**.


This is the first **ACTION**.

This is the place to get the story moving.



Name _____

plot Action 2




This is the second **ACTION**.

Now your character is halfway through the story.

This is the place to help readers understand the problems your character is facing.

Name _____


plot Action 3



This is the **CLIMAX** of your story.
It should be the most exciting part.

Name _____

Conclusion



This is the **ENDING**.

It must match the **ACTION** in the story.

This is where the problems are resolved and the story is brought to a satisfactory end.

Story Checklist

Name _____

Before you begin, decide on the:

_____ type of story

_____ main idea for plot

_____ main location and time period

_____ main character(s)

Write Rough Draft

Revise Story—Content

_____ language

_____ story order

_____ conclusion

Edit Story—Mechanics

_____ spelling

_____ punctuation and capitalization

_____ grammar

Select a Title

Make Final Copy

Illustrate Story

Make a Cover

Share the Story with Others

